

ISSN 0354-9836

UDC: 621

THERMAL SCIENCE

2010
Supplement

THERMAL SCIENCE VOL. 14 SUPPL. PP. S1-S321 BELGRADE 2010

THERMAL SCIENCE

International Scientific Journal

YU ISSN 0354-9836
UDC 621
Four issues per year

Editor-in-Chief Prof. Simeon Oka, Ph. D., Vinča Institute of Nuclear Sciences, Belgrade

Guest editor Prof. Milun J. Babić, Ph. D., University of Kragujevac, Serbia

National Editorial Vukman Bakić, Ph. D., editor, Vinča Institute of Nuclear Sciences, Belgrade
Predrag Stefanović, Ph. D., Vinča Institute of Nuclear Sciences, Belgrade Board
Prof. Vladimir Stevanović, Ph. D., Faculty of Mechanical Engineering, Belgrade
Prof. Dragoslava Stojiljković, Ph. D., Faculty of Mechanical Engineering, Belgrade
Mladen Ilić, Ph. D., Energy Saving Group, Belgrade
Dejan Cvetinović, M. Sc., Vinča Institute of Nuclear Sciences, Belgrade

Regional Editorial Board Prof. Neven Duić, Ph. D., Faculty of Mechanical Engineering and Naval Architecture, University of Zagreb, Zagreb, Croatia
Assoc. Prof. Iztok Golobič, Ph. D., Faculty of Mechanical Engineering, University of Ljubljana, Ljubljana, Slovenia
Prof. Željko Grbavčić, Ph. D., Faculty of Technology and Metallurgy, University of Belgrade, Belgrade, Serbia
Petar Gvero, Ph. D., Faculty of Mechanical Engineering, University of Banja Luka, Banja Luka, Republic of Srpska (B&H)
Prof. Jordan Hristov, Ph. D., Department of Chemical Engineering, Sofia University of Technology and Metallurgy, Sofia, Bulgaria
Prof. Emmanuel Kakaras, Ph. D., Department of Mechanical Engineering, National Technical University of Athens, Athens, Greece
Prof. Nenad Kažić, Ph. D., Faculty of Mechanical Engineering, University of Podgorica, Podgorica, Montenegro
Valentino Stojkovski, Ph. D., Faculty of Mechanical Engineering, University "St. Kiril and Metodij", Skopje, Republic of Macedonia
Prof. Paul Vasilescu, Ph. D., Chemical Engineering Department, "Politehnica" University of Bucharest, Bucharest, Romania

International Advisory Board of the Journal THERMAL SCIENCE

Anthony, E. J.,
CETC, NRCAN
Ottawa, Ont., Canada

Baskakov, A. P.,
Heat Power Department
Ural Polytechnical Institute
Ekaterinenburg, Russia

van den Bleek, C. M.,
Department of Chemical Engineering
Delft University of Technology
Delft, The Netherlands

Borodulya, V. A.,
A. V. Luikov Heat and Mass Transfer
Institute
Minsk, Belarus

Burdukov, A. P.,
Institute of Thermophysics
Siberian Branch of the Russian
Academy of Sciences
Novosibirsk, Russia

Durst, F.,
Chair for Fluid Mechanics
Friedrich-Alexander University
Erlangen, Germany

Hanjalić, K.,
Faculty of Applied Sciences,
Delft University of Technology,
Delft, The Netherlands

Horio, M.,
Department of Chemical Engineering
Tokyo University of Agriculture and
Technology
Tokyo, Japan

Howard, J. R.,
Aston University
Birmingham, UK

Ishii, M.,
School of Nuclear Engineering
Purdue University
W. Lafayette, Ind., USA

Johanson, J. E.,
Department of Chemical Engineering
Technical University of Denmark
Lyngby, Denmark

Jovanović, J.,
Chair for Fluid Mechanics
Friedrich-Alexander University
Erlangen, Germany

Kanevce, G.,
Faculty of Engineering
University of Bitola
Bitola, Republic of Macedonia

Leckner, B.,
Department of Energy Conversion
Chalmers University of Technology
Göteborg, Sweden

Martinenko, O.,
A. V. Luikov Heat and Mass Transfer
Institute
Minsk, Belarus

Mayinger, F.,
Chair for Thermodynamics
Technical University Munich
Munich, Germany

Miccio, M.,
Department of Chemical
and Food Engineering
University of Salerno
Salerno, Italy

Mikić, B.,
Massachusetts Institute of Technology
Cambridge, Mass., USA

Mohseni-Languri, E.,
Department of Mechanical Engineering,
University of Wisconsin
Milwaukee, Wis., USA

Mujumdar, A. S.,
Department of Mechanical and
Production Engineering
National University of Singapore
Singapore

Nakoryakov, V. E.,
Institute of Thermophysics
Siberian Branch of the Russian
Academy of Sciences
Novosibirsk, Russia

Novak, P. D.,
School of Technologies and Systems
Novo Mesto, Slovenia

Ots, A.,
Power Engineering Department
Tallinn Technical University
Tallinn, Estonia

Pokusaev, B. G.,
Chair of Thermodynamics and Heat Transfer,
Moscow Institute for Chemical Mechanical
Engineering
Moscow, Russia

Radulović, P.,
Advanced Combustion Engineering
Research Center
Brigham Young University
Provo, Ut., USA

Renz, U.,
R.-W. Chair for Heat Transfer and Climatization
Technical University
Aachen, Germany

Riznić, J.,
Operational Engineering Assessment Division,
Canadian Nuclear Safety Commission
Ottawa, Ont., Canada

Šašić, S.,
Department of Applied Mechanics
Chalmers University of Technology
Göteborg, Sweden

Sekulić, D.,
Department of Mechanical Engineering
University of Kentucky
Lexington, Ken., USA

Volchkov, E. P.,
Institute of Thermophysics
Siberian Branch of the Russian
Academy of Sciences
Novosibirsk, Russia

van Wachem, B.,
Imperial College London
Department of Mechanical Engineering
London, England

THERMAL SCIENCE

ISSN 0354-9836 ❖ UDC 621 ❖ Vol. 14 ❖ Suppl. ❖ Belgrade 2010

Founder:

Society of Thermal Engineers of Serbia

Publisher:

Vinča Institute of Nuclear Sciences

The edition is supported by:

Ministry of Science and Technological Development of the Republic of Serbia, and the
Laboratory for Thermal Engineering and Energy of the
Vinča Institute of Nuclear Sciences

<http://thermalscience.vinca.rs>

Special issue dedicated to the 50th anniversary of the Mechanical Engineering Faculty, University of Kragujevac, Serbia

CONTENTS

From the Editor-in-chief	SI
From the Guest editor	SIII
<i>Milun J. Babić, Dobrica M. Milovanović, Nebojša M. Jovičić Dušan R. Gordić, Milan Z. Despotović, Vanja M. Šušteršič, Dubravka N. Jelić, Davor N. Končalović, Goran B. Bošković</i>	
About creation and reached goals of development policy in the area of energy efficiency, environmental protection and sustainable development in the city of Kragujevac	S1-S14
<i>Maša Z. Bukurov, Milun J. Babić, Blažo R. Ljubičić</i>	
Finding the balance between the energy security and environmental protection in Serbia	S15-S25
<i>Milun J. Babić, Dušan R. Gordić, Dubravka N. Jelić, Davor N. Končalović</i>	
Analysis of the electricity production potential in the case of retrofit of steam turbines in a district heating company	S27-S40

<i>Mladen M. Stojiljković, Mirko M. Stojiljković, Bratislav D. Blagojević, Goran D. Vučković, Marko G. Ignjatović</i>	
Effects of implementation of co-generation in the district heating system of the Faculty of Mechanical Engineering in Niš	S41-S51
<i>Mirjana S. Laković, Mladen M. Stojiljković, Slobodan V. Laković, Velimir P. Stefanović, Dejan D. Mitrović</i>	
Impact of the cold end operating conditions on energy efficiency of the steam power plants	S53-S66
<i>Nebojša M. Jovičić, Goran B. Bošković, Goran V. Vujić, Gordana R. Jovičić, Milan Z. Despotović, Dobrica M. Milovanović, Dušan R. Gordić</i>	
Route optimization to increase energy efficiency and reduce fuel consumption of communal vehicles	S67-S78
<i>Bogdana B. Vujić, Srdjan M. Vukmirović, Goran V. Vujić, Nebojša M. Jovičić, Gordana R. Jovičić, Milun J. Babić</i>	
Experimental and artificial neural network approach for forecasting of traffic air pollution in urban areas: The case of Subotica	S79-S87
<i>Goran V. Vujić, Nebojša M. Jovičić, Milun J. Babić, Nemanja Z. Stanisavljević, Bojan M. Batinić, Aleksandar R. Pavlović</i>	
Assessment of plastic flows and stocks in Serbia using material flow analysis	S89-S95
<i>Dragoslav M. Šumarac, Maja H. Todorović, Maja D. Djurović-Petrović, Nataša R. Trišović</i>	
Energy efficiency of residential buildings in Serbia	S97-S113
<i>Vanja M. Šušteršič, Milun J. Babić, Dušan R. Gordić, Milan Z. Despotović, Dobrica M. Milovanović</i>	
An overview of the regulatory frame work for the geothermal energy in Europe and Serbia	S115-S125
<i>Zoran D. Protić, Miloš S. Nedeljković, Djordje S. Čantrak, Novica Z. Janković</i>	
Novel methods for axial fan impeller geometry analysis and experimental investigations of the generated swirl turbulent flow	S125-S139
<i>Miroslav H. Benišek, Dejan B. Ilić, Djordje S. Čantrak, Ivan O. Božić</i>	
Investigation of the turbulent swirl flows in a conical diffuser	S141-S154

*Milun J. Babić, Dušan R. Gordić, Dubravka N. Jelić,
Davor N. Končalović, Dobrica M. Milovanović,
Nebojša M. Jovičić, Milan Z. Despotović, Vanja M. Šušteršič*

- Overview of a new method for designing high efficiency
small hydro power plants S155-169
- Zoran B. Boričić, Dragiša D. Nikodijević,
Dragica R. Milenković, Živojin M. Stamenković,
Dragan S. Živković, Miloš M. Jovanović*
- Un steady plane MHD boundary layer flow of a
fluid of variable electrical conductivity S171-S182
- Slobodan R. Savić, Branko R. Obrović,
Milan Z. Despotović, Dušan R. Gordić*
- The influence of the magnetic field on the ionized gas
flow adjacent to the porous wall S183-S196
- Radivoje B. Pešić, Aleksandar Lj. Davinić,
Dragan S. Taranović, Danijela M. Miloradović, Snežana D. Petković*
- Experimental determination of double Vibe function parameters in diesel
engines with biodiesel S197-S208
- Snežana D. Petković, Radivoje B. Pešić, Jovanka K. Lukić*
- Heat transfer in exhaust system of a cold start engine at
low environmental temperature S209-220
- Predrag D. Milenković, Saša J. Jovanović,
Aleksandra S. Janković, Milan D. Milovanović,
Nenad D. Vitošević, Milan V. Djordjević, Mile M. Raičević*
- The influence of brake pads thermal conductivity on
passenger car brake system efficiency S221-S230
- Adriana Sida S. Manea, Eugen V. Dobândâ, Milun J. Babić*
- Theoretical and experimental studies on torque converters S231-S245
- Božidar V. Krstić, Milun J. Babić, Vukić, N. Lazić,
Vladimir N. Raičević, Milan Z. Despotović,
Dragan I. Milosavljević, Vojislav B. Krstić*
- Determination analysis of temperature regimes, functional
characteristics and sliding curves of a hydrodynamic clutch S247-S258

Jelena M. Djoković, Ružica R. Nikolić, Srdjan S. Tadić

Influence of temperature on behavior of the interfacial crack between the two layers S259-S268

Vukić N. Lazić, Milorad D. Jovanović, Aleksandar S. Sedmak, Srbišlav M. Aleksandrović, Dragan I. Milosavljević, Božidar V. Krstić, Rajko D. Čukić

Energetic analysis of hard facing and weld cladding of an air powered drop hammer damaged ram S269-S284

Dragan I. Milosavljević, Gordana M. Bogdanović, Ljiljana V. Veljović, Aleksandar B. Radaković, Mirjana M. Lazić

Failure criteria of fibre reinforced composites in homogeneous temperature field S285-S297

Miroslav M. Živković, Aleksandar V. Nikolić, Radovan B. Slavković, Fatima T. Živić

Non-linear transient heat conduction analysis of insulation wall of tank for transportation of liquid aluminum S299-S312

Miroslav M. Živković, Snežana D. Vulović, Rodoljub S. Vujanac

Assessment of the drum remaining life time in thermal power plant S313-S321

**National
Editorial
Board
address**

Journal *Thermal Science*
P. O. Box 522, 11001 Belgrade, Serbia
Phone: (381-11) 245-56-63 · Fax: (381-11) 245-36-70
E-mail: okasn@rcub.bg.ac.rs

Editorial secretary

Ljiljana Šopalović, dipl. sociologist

Technical editor

Vladimir Živković

Web master

Zoran Mihailović

UDC

Jasmina Andjelković, Ph. D

Computer work

Stanka Petrović

Printed by: SaTCIP Ltd., 106, Tržni centar Pijaca, Vrnjačka Banja, Serbia
in 400 copies, December 2010 ❖ Phone: (381-36) 622-454

From the Editor-in-Chief

Dear readers of the journal *Thermal Science*

This year we have for the first time a Supplement issue. There are many reasons for introducing Supplement issues besides the four regular issues in the Volume each year. This will be editorial policy in the next years. This year we have great increase of the number of submitted papers, and at the same time very interesting proposals of distinguished researchers to dedicate whole issue to the some modern and interesting scientific topics. The only solution is to have, one or more, Supplement issues in the year.

Supplement issue to the Vol. 14, 2010, has several important characteristics. Supplement issue 2010, is devoted to the 50th anniversary of the Faculty of Mechanical Engineering, University of Kragujevac, Serbia. In the issue are presented the most important scientific and engineering results achieved in last several years by the Department of energy and process engineering of the Faculty. Some of the papers selected for this issue present also the results achieved in joint research of researchers of this Department and researches from other Universities in Serbia.

To distinguish 50th anniversary of some research and education institution is the best opportunity to fulfill one of the main tasks of the journal *Thermal Science*, proposed even at the very beginning of the foundation of this journal, namely, to promote the best scientific results achieved in Serbia, and later also in the South-East European countries. If for education of the qualified researcher is necessary 10-15 years, for scientific institution to become mature, and to give recognized scientific results it is necessary to pass two or three in house made generations of the researchers. For this process about 50 years is necessary, and this is the reason why we accepted proposal of the Dean Professor Dr. Miroslav Babić, to devote one issue of the journal *Thermal Science* to the part of the scientific results achieved by the researcher affiliated at the Faculty of Mechanical Engineering in Kragujevac.

Guest editor, Professor Dr. Milun Babić, had an extremely difficult job to make proper selection of papers, representing research results of his Department and Faculty of Mechanical Engineering, not only in fundamental and applied research, but also in practical applications. I am greatly thankful to him since he presented not only most interesting scientific results, but also cases of best practise realized on the basis of the research results. At the same time, in his introductory review paper he explain research policy in the field of thermal sciences, energy efficiency and use of renewable energy sources having the main aim to solve more important energy and environmental problems of the local community, as well as to introduce energy management, environmental management, and sustainable development. This is one of the main characteristics of the set of papers selected by Guest editor for this Supplement issue.

Realization of the full chain – fundamental research, applied research development and demonstration (R&D&D) is not too often, especially in developing countries. I hope, that paper selection that made for this issue by Guest editor Professor Dr. Milun Babić, in many cases evidently presents that it is possible, even with small funds available in Serbia.

Belgrade, December 2010

Professor Simeon Oka, Ph. D.
Editor-in-chief

From the Guest Editor

The special issue of the journal *Thermal Science* is dedicated to fifty anniversary of the Faculty of Mechanical Engineering in Kragujevac (MFKG), Serbia.

We cannot miss this opportunity to point out that Faculty owe its existence, development and today high and internationally recognized rating to its founders from the industry, government, local community, and especially to the Faculty of Mechanical Engineering in Belgrade. Professors of the Faculty of Mechanical Engineering in Belgrade with their attitude towards science and education have implemented highly sensitive gyroscope into their ancestors which is moving them toward quality and creation of well accepted results in every social and R&D context.

For development of thermal science, energy and energy efficiency science at MFKG twenty years ago, and for creation of conditions for education of experts in these areas, special tribute should be made to our dear professors: Academician Zoran Zarić, Ph. D. (science advisor at Vinča Institute of Nuclear Sciences), Zoran Protić, Ph. D. (professor at Faculty of Mechanical Engineering in Belgrade), and Svetislav Stojković, Ph. D. (professor at Faculty of Mechanical Engineering in Kragujevac). Their work, humanistic and creative power have made a lift that we as their followers are using to rise and glide on science and university dome which I hope is visible in this special issue of the journal *Thermal Science*.

In this special issue of the journal *Thermal Science* have been published 25 papers of the researchers from the MFKG and also from other faculties with which the Faculty, especially Department for Energy and Process Engineering, has long term successful research and educational co-operation. All the paper have been revised according to high standards of the journal *Thermal Science* which have brought the journal to the list of world famous journals in the area of thermal science, energy and energy efficiency science.

It may be out of the ordinary, but I would like to use this occasion to emphasize that for successful development and international appearance of the Serbian researchers in the area of thermal science, energy and energy efficiency science we owe a lot to Professor Simeon Oka, Ph. D. (chief and executive editor of the journal *Thermal Science*) and professor Milan Radovanović, Ph. D. (president of the Society of Thermal Engineers of Serbia). Gratitude that we have is not only for their effort as researchers and creative and challenging education, but also for the founding and guidance of *Thermal Science*, today internationally known and appreciated science journal. This long term editing work that professor Oka and professor Radovanović nurse within the Society of Thermal Engineers of Serbia became window to world for Serbian researchers. Publishing the scientific article in the journal *Thermal Science* today is not only the major research event for domestic scientists but for the researchers all over the world.

About excellent science and nurture characters of professor Oka and professor Radovanović is saying a lot the decision to dedicate this special issue of the journal *Thermal Science* to fifty anniversary of Faculty of Mechanical Engineering in Kragujevac. This decision was greeted by the employees of MFKG as a special and dear acknowledgment for their effort during fifty years long research work.

Kragujevac, October 18th, 2010

Guest Editor
Professor Milun Babić, Ph. D.

NON-LINEAR TRANSIENT HEAT CONDUCTION ANALYSIS OF INSULATION WALL OF TANK FOR TRANSPORTATION OF LIQUID ALUMINUM

by

Miroslav M. ŽIVKOVIĆ*, **Aleksandar V. NIKOLIĆ**, **Radovan B. SLAVKOVIĆ**,
and Fatima T. ŽIVIĆ

Faculty of Mechanical Engineering, University of Kragujevac, Kragujevac, Serbia

Original scientific paper

UDC: 621.186.1

DOI: 10.2298/TSC1100506029Z

This paper deals with transient non-linear heat conduction through the insulation wall of the tank for transportation of liquid aluminum. Tanks designed for this purpose must satisfy certain requirements regarding temperature of loading and unloading, during transport. Basic theoretical equations are presented, which describe the problem of heat conduction finite element analysis, starting from the differential equation of energy balance, taking into account the initial and boundary conditions of the problem. General 3-D problem for heat conduction is considered, from which solutions for two- and one-dimensional heat conduction can be obtained, as special cases. Forming of the finite element matrices using Galerkin method is briefly described. The procedure for solving equations of energy balance is discussed, by methods of resolving iterative processes of non-linear transient heat conduction. Solution of this problem illustrates possibilities of PAK-T software package, such as materials properties, given as tabular data, or analytical functions. Software also offers the possibility to solve non-linear and transient problems with incremental methods. Obtained results for different thicknesses of the tank wall insulation materials enable its comparison in regards to given conditions.

Key words: *heat conduction, finite element analysis, wall insulation, Galerkin method, PAK-T, optimization*

Introduction

Liquid metal transportation represents a complex task, primarily due to high temperature of the metal, rapid cooling, changes of the metal structure during the transport, time interval in which the liquid metal needs to be transferred from the foundry to the rolling mill, etc. During the last years, many researchers have studied problems associated with optimization of the thickness and composition of insulation wall of tanks and other

* Corresponding author; e-mail: zile@kg.ac.rs

engineering constructions, by application of numerical methods [1 – 6]. Tanks for liquid aluminum transportation must have a wall made of special materials in order to prevent cooling of aluminum below the melting point and solidification point, during its transfer from the foundry to the rolling mill.

Wall of tank for liquid aluminum transportation has a multilayered structure, made of materials which have low coefficient of conduction. Part of insulation wall that is in direct contact with liquid aluminum is made of concrete. External layer of the insulation wall is made of S235JRG2 steel. High insulating, heat resistant materials are used in between these internal concrete layer and external steel layer. The first layer is made of Insulfrax High Temperature Insulation Paper [7], which is easily die cut and fabricated for a variety of thermal applications including gaskets, aerospace heat shields, mold liners, refractory back-up insulation. The next layer is made of VATRAMIL[®] GM 22 [8], which is high temperature resistant mass with excellent fire protection.

The objective of this paper is to optimize and obtain the best solution for thickness of concrete and VATRAMIL[®] GM 22 layers within the insulation wall of the tank, by application of PAK-T [9] software package, which is based on finite element (FE) method and heat conduction laws [10-13]. Requested condition is to prevent liquid aluminum to cool down below 750 °C after 8 h, as well as to keep the temperature of the outer layer made of S235JRG2 steel below 100 °C. Coefficients of conduction of insulation materials are changing with the temperature, what is taken into account.

Software package PAK-T [9] is developed based on the theory of the heat conduction and theoretical foundation is given at the beginning of the paper. Application of PAK-T in optimization of the tank wall thickness is presented further in this paper.

Basic equation of heat conduction

Differential equation of energy balance

Differential equation of energy balance equation is based on fundamental principle of energy conservation. Namely, change of material internal energy per time unit, within elementary volume dV , is equal to the quantity of heat energy accumulated in that same volume per time unit. Therefore, the following equation can be stated:

$$\frac{dQ}{dt} = \frac{dU}{dt} \quad (1)$$

where, dQ and dU are changes of heat and internal energy within volume dV in elementary time interval dt . Change of internal energy can be expressed in the following form:

$$\frac{dU}{dt} = \rho c \frac{dT}{dt} dV \quad (2)$$

where ρ is material density, c – specific heat, and T – temperature. By using figure 1, expression dQ/dt can be formulated as:

$$-\frac{dQ}{dt} = \left(q_x + \frac{\partial q_x}{\partial x} dx - q_x \right) dydz + \left(q_y + \frac{\partial q_y}{\partial y} dy - q_y \right) dx dz + \left(q_z + \frac{\partial q_z}{\partial z} dz - q_z \right) dx dy - q dV \quad (3)$$

where q_x, q_y and q_z are heat flux components, as variables that represent the quantity of heat flow through the surface unit per time unit; q is the heat source intensity (heat quantity per time unit and volume unit). Flux component signs have been taken into account in equation (3): plus sign corresponds to the plus flux projection onto the external normal on the surface. Also, minus flux through the surface, corresponds to heat energy accumulation in volume dV . It can be considered that $q > 0$ if the heat source is in volume dV (at the point of material) and $q < 0$ in case of heat sink.

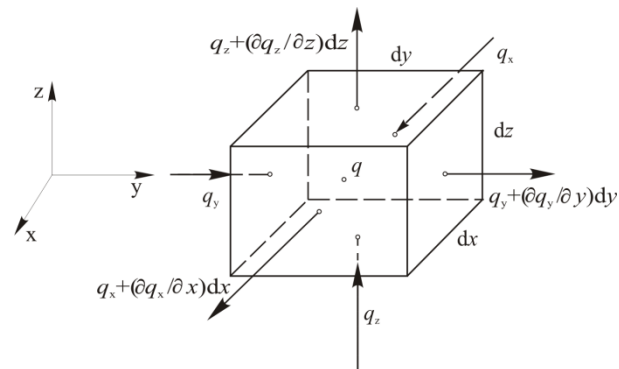


Figure 1. Elementary volume dV with heat flux components

Conduction of heat through solid bodies is defined by Fourier's law of heat:

$$q_i = -k_i \frac{\partial T}{\partial x_i} \quad i = 1, 2, 3 \quad \text{no summation by } i \quad (4)$$

where k_i , namely k_x, k_y and k_z , are coefficients of heat conduction, in case of orthotropic material. In case of isotropic material, the following is valid:

$$k_x = k_y = k_z = k \quad (5)$$

By substituting (3) and (2) into energy balance equation (1) and using (4), differential equation is obtained in the following form:

$$-\rho c \frac{dT}{dt} + \frac{\partial}{\partial x} \left(k_x \frac{\partial T}{\partial x} \right) + \frac{\partial}{\partial y} \left(k_y \frac{\partial T}{\partial y} \right) + \frac{\partial}{\partial z} \left(k_z \frac{\partial T}{\partial z} \right) + q = 0 \quad (6)$$

or by using index notation:

$$-\rho c \frac{dT}{dt} + \sum_{j=1}^3 \frac{\partial}{\partial x_j} \left(k_j \frac{\partial T}{\partial x_j} \right) + q = 0 \quad (7)$$

Initial and boundary conditions

General solution of differential equation of heat conduction comprises indefinite functions and constants. Solution for temperature field $T(x, y, z, t)$ that satisfies given initial and boundary conditions is to be found, in scope of practical solving of the problem. There is a unique solution for given initial and boundary conditions. Initial conditions are given only for transient problems. They assume that temperature distribution is known at the initial moment $t = 0$, namely:

$$T(x, y, z, 0) = f_0(x, y, z) \quad (8)$$

where $f_0(x, y, z)$ is given function of material points coordinates.

In general, boundary conditions can be:

- a) given temperature at S_1 part

$$T = T_s(x, y, z, t) \quad (9)$$

- b) given flux at S_2 part

$$q_n = q_n(x, y, z, t) \quad (10)$$

- c) given heat convection at S_3 part

$$q_h = h(T_0 - T_s) \quad (11)$$

- d) given radiation at S_4 part

$$q_r = h_r(T_r - T_s) \quad (12)$$

where S_1, S_2, S_3 and S_4 are parts of the surface S , as symbolically represented in figure 2.

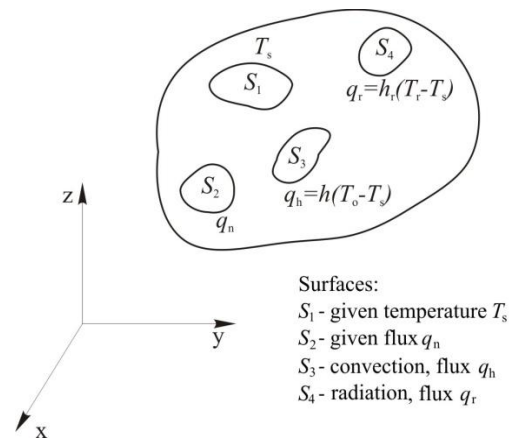
Temperature T_s is surface temperature, q_n, q_h and q_r are fluxes through the surface, T_0 is environment temperature, h is coefficient of convection, h_r is coefficient of radiation and T_r is the temperature of radiation source.

Equation that need to be satisfied for the boundary condition b) can be written as follows, based on Fourier's law of heat (4):

$$q_n = k_x \frac{\partial T}{\partial x} n_x + k_y \frac{\partial T}{\partial y} n_y + k_z \frac{\partial T}{\partial z} n_z = \sum_{i=1}^3 k_i \frac{\partial T}{\partial x_i} n_i \quad \text{at } S_2 \quad (13)$$

where $n_1 = n_x, n_2 = n_y, n_3 = n_z$ are projections of unit vector of surface normal (S_2, S_3 , and S_4). In case when material characteristics do not depend on temperature and radiation does not exist as a boundary condition, problem is linear, due to a fact that all differential equations that describe heat conduction law and boundary conditions, are linear dependent on temperature.

Figure 2. Boundary conditions for heat conduction through solid



Incremental finite element equations and Galerkin method application

The derivation of the finite element balance equations is based on equations given in the previous text. Galerkin method is then applied, for derivation of FE equations. Based on differential equation of heat conduction (7), the following can be written:

$$-\int_V \rho c h_1 \frac{dT}{dt} dV + \int_V \left[h_1 \sum_{j=1}^3 \frac{\partial}{\partial x_j} \left(k_j \frac{\partial T}{\partial x_j} \right) \right] dV + \int_V h_1 q dV = 0 \quad I = 1, 2, \dots, N \quad (14)$$

where h_i are interpolation functions and N is number of nodes per element, and V is finite element volume. Three-dimensional (3-D) isoparametric finite element is applied, as defined in [4]. Interpolation functions, geometry and number of nodes are also adopted. Temperature (T) in a point of element, defined in natural coordinates ξ, η, ζ is given as:

$$T(\xi, \eta, \zeta, t) = \sum_{I=1}^N h_I T^I \quad (15)$$

or in matrix form:

$$T = HT \quad (16)$$

Where:

$$H = [h_1 \quad h_2 \quad \dots \quad h_N] \quad (17)$$

$$\mathbf{T}^T = \begin{bmatrix} T^1 & T^2 & \dots & T^N \end{bmatrix} \quad (18)$$

are row matrix of interpolation functions and column matrix of nodal temperatures, respectively. Eight-node 3-D finite element with temperature at the element point and nodal temperatures is shown in figure 3.

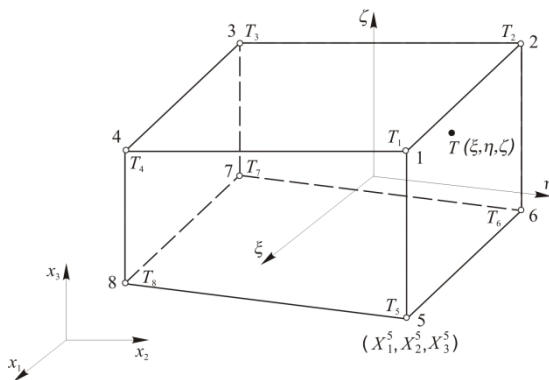


Figure 3. Three-dimensional (3-D) isoparametric finite element for interpolation of the temperature field

Applying the partial integration and Gauss theorem on second integral in (14), the following is obtained:

$$\int_V \left[h_1 \sum_{j=1}^3 \frac{\partial}{\partial x_j} (k_j h_{1j}) \right] dVT^J = - \int_V \left(\sum_{j=1}^3 k_j h_{1j} h_{j,j} \right) dVT^J + \int_S \left[h_1^s \sum_{j=1}^3 k_j \frac{\partial T}{\partial x_j} n_j \right] dS \quad (19)$$

When element surface heat flux q_n is given and based on (13), the following can be written:

$$\int_S \left[h_1^s \sum_{j=1}^3 k_j \frac{\partial T}{\partial x_j} n_j \right] dS = \int_S h_1^s q_n dS = Q_I^{q_n} \quad (20)$$

where $Q_I^{q_n}$ are heat flux column matrix components and h_1^s are interpolation functions for nodes on surface S_2 . If the heat convection is given for the surface S_3 expression is obtained as:

$$\int_S \left[h_1^s \sum_{j=1}^3 k_j \frac{\partial T}{\partial x_j} n_j \right] dS = \int_S h_1^s h (T_o - T_s) dS = -K_U^h T^J + Q_I^h \quad (21)$$

Summation over repeated index J ($J=1, 2, \dots, N$) is assumed in the previous equation. Convection matrix coefficients K_U^h and convection column matrix Q_I^h are expressed as follows:

$$K_U^h = \int_S h h_1^s h_j^s dS \quad (22)$$

$$Q_I^h = \int_S h h_1^s T_o dS \quad (23)$$

For radiation boundary condition according to analogy with (21) – (23), the following expression can be written:

$$\int_S \left[h_1 \sum_{j=1}^3 k_j \frac{\partial T}{\partial x_j} n_j \right] dS = \int_S h_1^s h_r (T_r - T_s) dS = -K_{II}^r T^J + Q_I^r \quad (24)$$

where the following relations are valid:

$$K_{II}^r = \int_S h_r h_1^s h_j^s dS \quad (25)$$

$$Q_I^r = \int_S h_r h_1^s T_r dS \quad (26)$$

Using (19) – (26), (15) and (14), the system of equations of the following form is obtained:

$$C\dot{T} + K T = Q \quad (27)$$

where matrix components for C and K and column matrix Q are determined as:

$$C_{II} = \int_V \rho c h_1 h_j dV \quad (28)$$

$$K_{II} = K_{II}^k + K_{II}^h + K_{II}^r \quad (29)$$

$$Q_I = Q_I^q + Q_I^{qn} + Q_I^h + Q_I^r \quad (30)$$

Coefficients of heat conduction matrix K_{II}^k are given by:

$$K_{II}^k = \int_V \left(\sum_{j=1}^3 k_j h_{1j} h_{j1} \right) dV = \int_V \left(k_x h_{1,x} h_{j,x} + k_y h_{1,y} h_{j,y} + k_z h_{1,z} h_{j,z} \right) dV \quad (31)$$

where derivatives of interpolation functions are given by $h_{1,x} = \partial h_1 / \partial x, \dots, h_{j,z} = \partial h_j / \partial z$. In case of isotropic material, relations (5) are valid, and coefficients K_{II}^k can be expressed in following form:

$$K_{II}^k = \int_V k \left(h_{1,x} h_{j,x} + h_{1,y} h_{j,y} + h_{1,z} h_{j,z} \right) dV \quad (32)$$

Convection matrix components K_{II}^h and radiation matrix components K_{II}^r are determined by (22) and (25). It should be noted that matrices C_{II} in (30) and K_{II} in (31) are symmetric. Column matrix Q_I^q in (32) can be written as:

$$Q_I^q = \int_V h_1 q dV \quad (33)$$

while Q_I^{qn}, Q_I^h and Q_I^r are determined by (20), (23) and (26).

By using interpolation matrix H , defined by row matrix according to (17), matrices in (27) can be written in a next form:

$$K^k = \int_V B^T k B dV \quad (34)$$

$$K^h = \int_S h H^{sT} H^s dS \quad (35)$$

$$K^r = \int_S h_r H^{sT} H^s dV \quad (36)$$

$$C = \int_V \rho c H^T H dV \quad (37)$$

$$Q^q = \int_V q H^T dV \quad (38)$$

$$Q^{qn} = \int_S q_n H^{sT} dS \quad (39)$$

$$Q^h = \int_S h T_o H^{sT} dS \quad (40)$$

$$Q^r = \int_S h_r T_r H^{sT} dS \quad (41)$$

Row matrices H^s contain interpolation functions h_1^s for the surfaces. The matrix B in (34) has a next form like:

$$B = [B^1 \quad B^2 \quad \dots \quad B^N] \quad (42)$$

where, the submatrix for the node "I" consist of derivatives of interpolation functions with respect to coordinates x, y and z:

$$B^I = \begin{bmatrix} h_{I,x} \\ h_{I,y} \\ h_{I,z} \end{bmatrix} \quad (43)$$

Equation (27) represents energy balance equation for 3-D finite element transient heat conduction. Total number of equations is equal to number of nodes. One temperature value corresponds to each node. In case of 2-D, previous expressions remain unchanged, except that integrals over a volume V are practically reduced to integrals over surface S of the finite element, as shown in [10]. Interpolation functions h_1 have appropriate forms for 2-D problem.

Solving of the balance equation of the structure

Matrix equation of the structure balance has the form (27) in case of transient problems.

We observe transient heat conduction in case when material constants c, k_j, h depends on the temperature or radiation boundary condition is used. The implicit iterative scheme for solution of system equations (29) is developed as follows. We set up a condition to satisfy (27) at the final step and consequently, this equation is written in the following form:

$$C^{(0)} \dot{T} + K^{(0)} T = Q^{(0)} \quad (44)$$

where $C^{(0)}$ and $K^{(0)}$ are matrices that correspond to the known temperatures T , at the beginning of the procedure, and $Q^{(0)}$ is the column matrix that corresponds to time " $t+\Delta t$ " (at time functions) and known temperatures T . Then the following approximation for rate of temperature change can be written:

$$\dot{T} = \frac{\Delta T^{(1)}}{\Delta t} \quad (45)$$

$$T = T + \Delta T^{(1)} \quad (46)$$

where $\Delta T^{(1)}$ are increments of the temperature for the first iteration. Therefore, solution is obtained from (44) as:

$$\Delta T^{(1)} = (\hat{K}^{(0)})^{-1} Q^{(0)} \quad (47)$$

where:

$$\hat{K}^{(0)} = K^{(0)} + \frac{1}{\Delta t} C^{(0)} \quad (48)$$

and:

$$Q^{(0)} = Q - K^{(0)} T \quad (49)$$

By substitution of temperatures:

$$T = T + \Delta T^{(1)} \quad (50)$$

into (44), where instead of $C^{(0)}$, $K^{(0)}$ and $Q^{(0)}$ we put $C^{(1)}$, $K^{(1)}$ and $Q^{(1)}$, it may be, therefore, concluded that the left hand side is not equal to the right hand side. Equation (44) is then transformed into following form:

$$\frac{1}{\Delta t} C^{(1)} (T - T + \Delta T^{(2)}) + K^{(1)} (T + \Delta T^{(2)}) = Q^{(1)} \quad (51)$$

namely, for the i -th iteration:

$$\frac{1}{\Delta t} C^{(i-1)} (T - T + \Delta T^{(i)}) + K^{(i-1)} (T + \Delta T^{(i)}) = Q^{(i-1)} \quad (52)$$

where the following expression for temperature is used:

$$T = T + \Delta T^{(1)} + \Delta T^{(2)} + \dots + \Delta T^{(i-1)} \quad (53)$$

which represents the known temperature from the last iteration. Obviously, the solution of (52) for temperature increment $\Delta T^{(i)}$ is:

$$\Delta T^{(i)} = \left(\hat{K}^{(i-1)} \right)^{-1} {}^{t+\Delta t} \hat{Q}^{(i-1)} \quad (54)$$

where:

$$\hat{K}^{(i-1)} = K^{(i-1)} + \frac{1}{\Delta t} C^{(i-1)} \quad (55)$$

and:

$${}^{t+\Delta t} \hat{Q}^{(i-1)} = {}^{t+\Delta t} Q^{(i-1)} - K^{(i-1)} {}^{t+\Delta t} T^{(i-1)} - \frac{1}{\Delta t} C^{(i-1)} \left({}^{t+\Delta t} T^{(i-1)} - {}^t T \right) \quad (56)$$

Iterative procedure is continued until temperature increment at nodes is not sufficiently low, what can be expressed in the following form:

$$\| \Delta T^{(i)} \| \leq \varepsilon_a \quad (57)$$

or

$$\frac{\| \Delta T^{(i)} \|}{\| \Delta T^{(1)} \|} \leq \varepsilon_r \quad (58)$$

where ε_a and ε_r are selected absolute and relative tolerances and $\| \Delta T \|$ is temperature increment norm.

Analysis of tank for transportation of liquid aluminum

Tanks designed for liquid aluminum transportation must satisfy certain requirements regarding temperature of loading and unloading during transport. Liquid aluminum temperature during loading is 900 °C. Requested condition is to prevent liquid aluminum to cool down below 750 °C after 8 h, as well as to keep the temperature of the outer layer made of S235JRG2 steel below 100 °C. Observed tank has multilayered insulation wall (figure 4.).

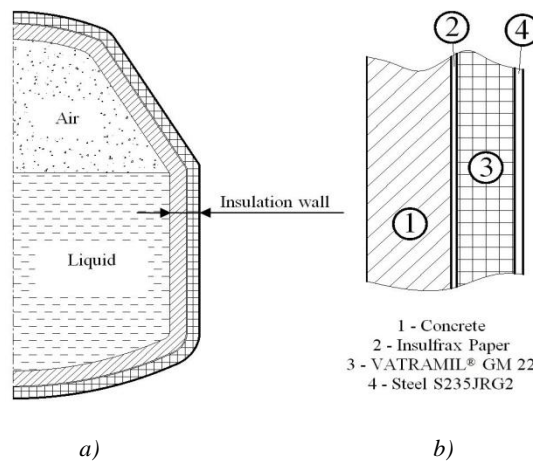


Figure 4. a) Schematic representation of the tank model, b) Multilayered insulation wall

Problem is modeled with 2-D axisymmetrical four-node finite element, since the tank is axisymmetrical structure. The tank is not filled with aluminum up to the top.

Coefficients of conduction for used materials are temperature dependent, and they are presented in figure 5. Materials are separately given in two diagrams since VATRAMIL[®] GM 22 and Insulfrax Paper have very low conduction coefficients.

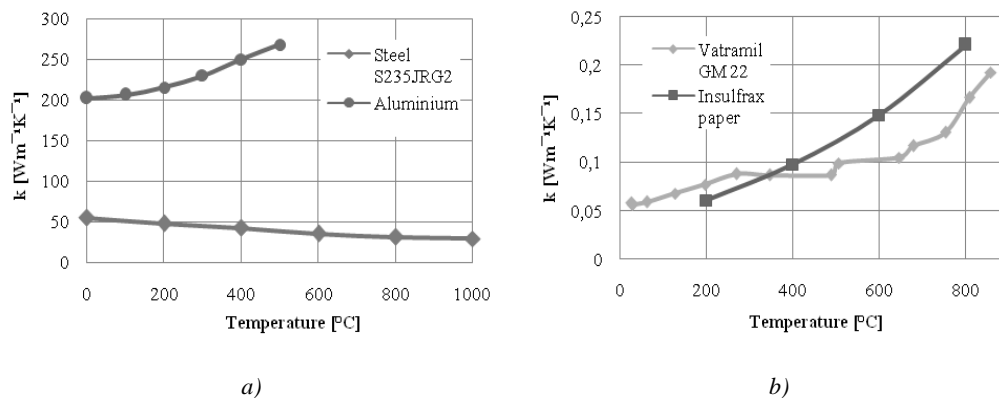


Figure 5. a) Coefficients of conduction of Steel S235JRG2 and Aluminium versus temperature, b) Coefficients of conduction of VATRAMIL[®] GM 22 and Insulfrax Paper versus temperature

Initial conditions for problem modeling are set up as follows: aluminum temperature at finite elements nodes 900 °C and initial temperature of the insulation wall 20 °C. Convection between the outer layer of the insulation wall and the environment is taken in account, with adopted convection coefficient 10 W/m²K and environment temperature 20 °C.

Results and discussion

Solved problem is non-linear since material characteristics are temperature dependent. The solution is obtained in 48 time steps with time increment of 600 s. The problem of non-linear transient heat conduction is solved for three cases according to different layer thicknesses of VATRAMIL[®] GM 22 and Concrete as shown in Table 1.

Table 1. Thickness of the materials used for insulation wall

Material	Material thickness [mm]		
	Case 1	Case 2	Case 3
Concrete	80	75	70
Insulfrax paper	5	5	5
VATRAMIL [®] GM 22	55	60	65
Steel S235JRG2	8	8	8

Calculation in software PAK-T [9] was performed to obtain the optimized solution for wall thickness in order to satisfy prescribed conditions. Results obtained in Case 1 and Case 2 did not completely satisfied prescribed conditions, since the liquid aluminum temperature is below $750\text{ }^{\circ}\text{C}$ after 8 hours, what can be clearly seen in figure 6.a. Prescribed condition for temperature on the outer layer of the insulation wall (below $100\text{ }^{\circ}\text{C}$), was satisfied in all three analyzed cases, what can be seen in figure 6.b. Temperature field for all three analyzed cases of the material layer thickness, after finished calculations, is presented in figure 7.

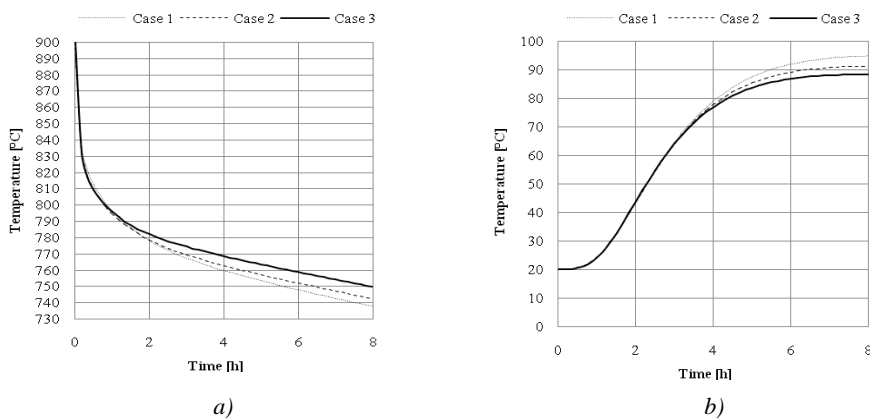


Figure 6. a) Change in temperature over time, at the inner part of the insulation wall, b) Change in temperature over time, at the outer part of the insulation wall

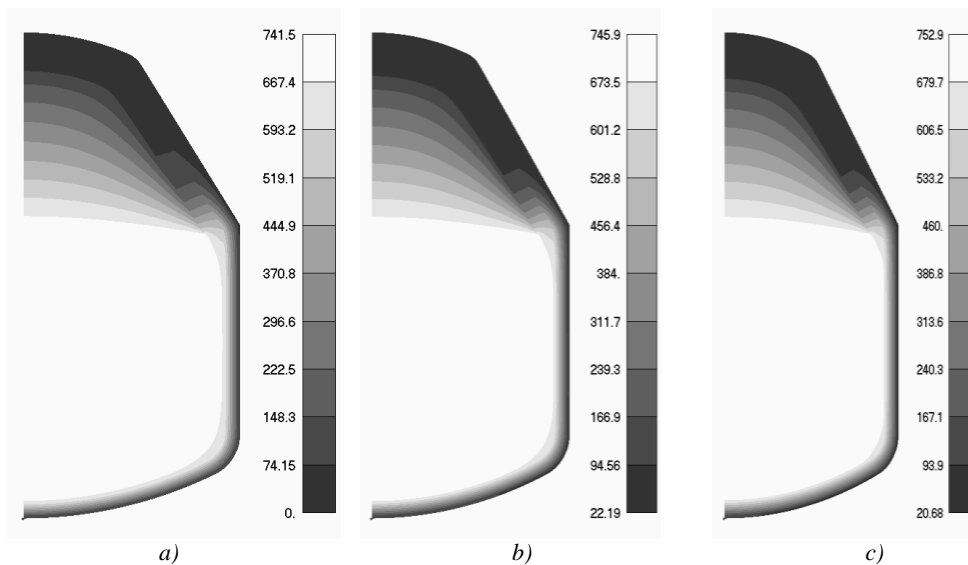


Figure 7. Temperature field of the tank model, a) Case 1, b) Case 2, c) Case 3

Temperature of the liquid aluminum in Case 3, is above 750 °C after 8 hours, and the temperature of the outer part of the insulation wall is below 100 °C.

Conclusions

This paper deals with possible optimization of real construction design of tank for liquid aluminum transport, by application of software package PAK-T. Complete software package is based on heat conduction theory, starting with balance equation and considering initial and boundary conditions. Forming of FE matrices and procedure for solving energy balance equations by implicit iterative methods were presented. The main objective was to found optimal solution for material layer thickness at the tank insulation wall. Obtained FE results shows that only case of analyzed material layer thicknesses used for insulation wall (70 mm Concrete, 5 mm Insulfrax paper, 65 mm VATRAMIL® GM 22 and 8 mm S235JRG2 steel) can be used for liquid aluminum transport.

Nomenclature

c	– specific heat, [$\text{Jkg}^{-1}\text{K}^{-1}$]
h	– coefficient of convection, [$\text{Wm}^{-2}\text{K}^{-1}$]
h_r	– coefficient of radiation, [$\text{Wm}^{-2}\text{K}^{-1}$]
h_I	– interpolation function, [–]
k	– coefficient of heat conduction, [$\text{Wm}^{-1}\text{K}^{-1}$]
n	– surface normal, [–]
Q	– heat source intensity, [Wm^{-3}]
Q	– heat energy, [J]
Q_h	– convection flux, [Wm^{-2}]
Q_n	– given flux, [Wm^{-2}]
Q_r	– radiation flux, [Wm^{-2}]
Q_x	– heat flux component, [Wm^{-2}]
S	– surface, [m^2]
t	– time, [s]
T	– temperature, [K]
T_s	– surface temperature, [K]
T_0	– environmental temperature, [K]
T_r	– temperature of radiation source, [K]
ΔT	– temperature increment, [K]
U	– internal energy, [J]

V – volume, [m^3]

Greek letters

ϵ_a	– absolute tolerance, [–]
ϵ_r	– relative tolerance, [–]
ρ	– material density, [kgm^{-3}]

Subscripts

x, y, z	– Cartesian co-ordinates
ξ, η, ζ	– natural co-ordinates
N	– number of nodes per element

Superscripts

h	– convection
k	– conduction
r	– radiation
s	– surface
t	– time
Δt	– time increment

Acknowledgment

The research results summarized herein are obtained in the framework of research project TR12005 "Development of software for explicit non-linear dynamic analysis PAK-Explicit" which are financially supported by Ministry of Science and Technological Development of Serbia

References

- [1] Dombayci A., Golcu, M., Pancar, Y., Optimization of Insulation Thickness for External Walls Using Different Energy-Sources, *Applied Energy*, 83 (2006), 9, pp. 921-928
- [2] Khemis, O., *et al.*, Experimental Analysis of Heat Transfers in a Cryogenic Tank without Lateral Insulation, *Applied Thermal Engineering*, 23 (2003), 16, pp. 2107-2117
- [3] Comakli, K., Yuksel, B., Optimum Insulation Thickness of External Walls for Energy Saving, *Applied Thermal Engineering*, 23 (2003), 4, pp. 473-479
- [4] Arulanantham, M., Kaushika, N. D., Coupled Radiative and Conductive Thermal Transfers Across Transparent Honeycomb Insulation Materials, *Applied Thermal Engineering*, 16 (1996), 3, pp. 209-217
- [5] Chen, Y. G., Parametric Evaluation of Refrigerated Air Curtains for Thermal Insulation, *International Journal of Thermal Sciences*, 48 (2009), 10, pp. 1988-1996
- [6] Babac, G., Sisman, A., Cimen, T., Two-Dimensional Thermal Analysis of Liquid Hydrogen Tank Insulation, *International Journal of Hydrogen Energy*, 34 (2009), 15, pp. 6357-6363
- [7] ***, Insulfrax High Temperature Insulation Paper, <http://www.insulfrax.com/>
- [8] ***, VATRAMIL® GM 22 High Temperature Resistant Mass, <http://www.vatramil.de/>
- [9] Kojić, M., *et al.*, PAK-T – Program for FE Heat Transfer Analysis, Faculty of Mechanical Engineering, University of Kragujevac, Kragujevac, Serbia, 2003
- [10] Kojić, M., *et al.*, Finite Element Method I – Linear Analysis (in Serbian), Faculty of Mechanical Engineering, University of Kragujevac, Kragujevac, Serbia, 1998
- [11] Bathe, K. J., Finite Element Procedures in Engineering Analysis, Prentice-Hall, Englewood Cliffs, N. J., USA, 1996
- [12] Lewis, R. W. *et al.*, The Finite Element Method in Heat Transfer Analysis, John Wiley & Sons Ltd, Chichester, West Sussex, England, 1996
- [13] Lazić, V., *et al.*, Theoretical-Experimental Determining of Cooling Time ($t_{8/5}$) in Hard Facing of Steels for Forging Dies, *Thermal Science*, 14 (2010), 1, pp. 235-246

Information and guidelines for authors

In the journal *Thermal Science* you can publish original scientific papers, previous communications, reviews and professional papers, as well as short reviews of new books and scientific meetings in the fields of fundamental thermal sciences (fluid mechanics, heat and mass transfer, combustion, thermodynamics, chemical processes), important for thermal and chemical engineering, process engineering, energy and power engineering and ecology, and related engineering fields. Following modern trends, besides classical problems of turbulent flow, heat or mass transfer, and combustion, the journal *Thermal Science* started to cover many new engineering topics: biomass combustion, energy efficiency and sustainable development, use of renewable energy sources, heat and mass transfer in fires, thermodynamic optimization of the processes using entropy generation minimization, and many others (fluid flow and heat transfer in nanotechnologies, heat transfer in electronic systems, flow, heat transfer and combustion in internal combustion engines, magneto hydrodynamics, heat transfer and processes in buildings, etc.).

Short abstracts of the M. Sc. and Ph. D. thesis defended at Universities from the countries of the Balkan Region, or done by the young researchers from Balkan Region at the Universities worldwide, are also welcome.

Manuscript will be considered only on the understanding that it is not currently being submitted to other journals.

Submission of an article implies that the results described has not been published previously (except in the form of an abstract or as part of a published lecture or academic thesis), that it is not under consideration for publication elsewhere, that its publication is approved by all authors and that, if accepted, it will not be published elsewhere in the same form, in English or in any other language, without the written consent of the Publisher.

All papers will be sent for peer reviews, to two independent experts. Authors are obliged to follow remarks and comments of the reviewers, as well as to follow Instructions for preparing manuscripts, and technical remarks and corrections of the Editorial Board.

Papers will be published in English, and authors are obliged to submit papers only in English, free of typing errors (please use Spell Checking). All titles of the papers listed in the list of references have to be in English, or translated in English with indication of the original language.

Editorial Board has right to make small lector corrections and to shorten text of the paper, which would not influence author's ideas and presentation. After computer lay-out of the paper, authors will obtain text as .pdf file for approval.

The manuscripts, not exceeding 16 pages, including figures and tables, should be submitted in electronic form only in MS Word (.doc file) or LaTeX format (.tex file), and sent to: okasn@rcub.bg.ac.rs and/or bakicv@vinca.rs

For each author full name, personal (or first) name(s) and family (or last) name(s), and affiliation, have to be given. Family or last name(s) has to be written in capital letters. In the case of more than one author, the name of corresponding author should be indicated, with full postal address, E-mail address, and affiliation.

Each paper has to be written according to following order: title, author(s), affiliation(s), abstract, key words, body of the text with numerated sections and subsections including introduction, conclusions, acknowledgment (if necessary), nomenclature, and references. Pages must have page numbers.

Corresponding author will obtain 10 reprints of the paper.

Detailed **Instruction for preparing manuscripts** can be find at web site of the journal *Thermal Science*: <http://thermalscience.vinca.rs>

**The papers not prepared according to the instruction rules
will be returned to the authors for proper preparation.**

Subscription

Annual – four issues	110 €/174 \$
with air-mail delivery (Europe)	121 €/191 \$
with air-mail delivery (overseas)	129 €/204 \$
Single issue	30 €/47 \$
with air-mail delivery (Europe)	33 €/52 \$
with air-mail delivery (overseas)	35 €/55 \$

Subscriptions has to be made in written form on the E-mail address bakicv@vinca.rs or via the web site of the journal *Thermal Science* <http://thermalscience.vinca.rs>
For domestic subscribers the prices are 110 € (annual), or 30 € per issue, in domestic currency, according to the Euro/Din equivalence on the day of payment, one the account 205-39132-62, Društvo termičara Srbije, Beograd.

On written request we will send an invoice.

Advertisements (by written request on E-mail address bakicv@vinca.rs)

On the IV cover page (in black) over the standard color of the journal	400 €/632 \$
On the III cover page (in black)	350 €/553 \$
One page in the journal body (in black)	250 €/395 \$

For advertisements in other colors or in full color, special proforma invoice will be send after receiving the requested lay-out.

For repeated advertisement without changes – 30% price reduction.

CIP – Каталогизacija y publikaciji
Narodna biblioteka Srbije, Beograd

621.1

THERMAL Science : International
Journal / editor-in-chief Simeon Oka. - Vol. 1,
No. 1 (1997)- .-Belgrade : Vinča Institute of
Nuclear Sciences, 1997-. - 24 cm

Tromesečno
ISSN 0354-9836 = Thermal science
COBISS.SR-ID 150995207